



# HUMAN CARE

Your Life. Your Way.



## neXus

Assembly Instructions for Curb Climber

Part no. 93315

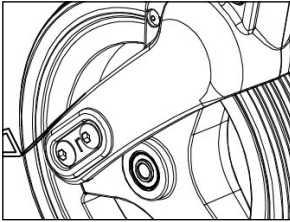


# Curb Climber

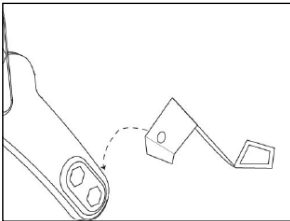
## Installing the Curb Climber



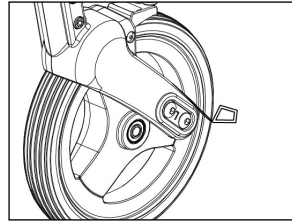
Caution: Only an authorized service agent should install the curb climber.



Using a 5mm Allen Key, remove the axle bolt and then slide out the wheel.

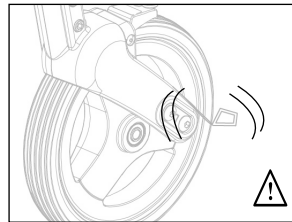


Insert the curb climber behind the rear fork. Ensure the hole in the curb climber lines up with the bottom hole in the fork and faces towards the inside of the rollator.



Reinsert the wheel and secure all in position with the axle bolt and nut. ⚠ Ensure the axle bolt and nut are secure before use!

## Care and Maintenance



An authorized service agent should periodically check to ensure that axle bolt and nut used in the rear fork is secure. Do not use the rollator if the curb assist feels "wobbly".

## Recycling

---

### Recycling of products

When recycling, the device's parts can be sorted according to material after unscrewing and dismantling rivets and other connections. The different parts should be separated into metal, plastic or combined materials.

Different authorities/recycling companies handle recycled materials in different ways. If in doubt about the best way to proceed with recycling, contact the relevant local governing body.

### Environment friendliness

Human Care HC AB products are manufactured to have as little effect on the environment as possible during their lifetime. This allows for the used product to be dismantled and for its parts to be recycled. Products with lengthy life cycles safeguard our sensitive environment and are thus more environmentally friendly.

Human Care HC AB is a part of FTI.  
FTI – A countrywide system for recycling of packaging.

## Warranty

---

Human Care HC AB has high demands on all our product's quality and offers a warranty period against manufacturer's defects. Unless otherwise stated, the warranty period for these devices is one year, excluding wear and tear items (seat, hand grips). Contact your local office for complete warranty information or visit our website at [www.humancaregroup.com](http://www.humancaregroup.com).

Any complaints or questions can be made by contacting your local office or by completing a contact form at <https://humancare.se/contact-us/claim-management/>.

Europe: [info.se@humancaregroup.com](mailto:info.se@humancaregroup.com)  
Canada: [info.ca@humancaregroup.com](mailto:info.ca@humancaregroup.com)  
United States: [info.us@humancaregroup.com](mailto:info.us@humancaregroup.com)  
Netherlands: [info.nl@humancaregroup.com](mailto:info.nl@humancaregroup.com)

## Warnings

---



**DO NOT USE the product if,**



**Weight capacity is exceeded.**



**Product is damaged in any way.**



**You have not read and understood all warnings and instructions.**

## **HUMAN CARE SWEDEN (HQ)**

Årstaängsvägen 21B

117 43 Stockholm

Phone:- +46 8 665 35 00

Fax:- +46 8 665 35 10

Email: info.se@humancaregroup.com

## **HUMAN CARE CANADA**

10-155 Colonnade Road

Ottawa, ON K2E 7K1

Phone:- 613.723.6734

Fax:- 613.723.1058

Email: info.ca@humancaregroup.com

## **HUMAN CARE UNITED STATES**

8006 Cameron Street, Suite K

Austin, TX 78754 USA

Phone: 512.476.7199

Fax: 512.476.7190

Email: info.us@humancaregroup.com

## **HUMAN CARE NEDERLAND**

Elspeterweg 124

8076 PA Vierhouten

Phone: +31 577 412 171

Fax: +31 577 412 170

Email: info.nl@humancaregroup.com

**[www.humancaregroup.com](http://www.humancaregroup.com)**

